



## It's easy to use your Guardian benefits

### Innovative tools that make it easy and convenient to use your benefits anytime, anywhere.

Guardian is committed to making it as easy as possible for you to use and understand your benefits, with customer service you can depend on.

#### Find a provider online

- Go to [guardianlife.com](http://guardianlife.com)
- Simply click on **Find a Provider** under the Resource section in the footer
- Follow the easy steps to search for a provider

#### View/print your ID card at Guardian Anytime

- No need for an ID card to use your Guardian benefits. Simply provide your Group ID number to your doctor's office at the first visit.
- However, if you'd like to print out a copy of your ID card, visit the Forms and Materials section of [guardianlife.com/login](http://guardianlife.com/login) — it's fast and easy.

#### Access to an array of tools

- Guardian Anytime includes easy-to-use tools to help understand the value of your benefits. This includes educational articles and dental cost estimator tools.
- Additional vision tools can be found by clicking the vision button for the View My Plan Benefits and Coverage page.

#### Real-time assistance

- Speak to a Guardian representative about your benefits and claims for help using [guardianlife.com](http://guardianlife.com).

#### Customer Service Center: 1-800-627-4200



#### Find a provider & ID cards from your phone or tablet:

Guardian's Find a Provider and ID Card App is available through iTunes and Google Play

- Find a Dental or Vision Provider
- Access to your ID card

The Guardian Life Insurance  
Company of America  
New York, NY  
[guardianlife.com](http://guardianlife.com)

Dental and Vision products are underwritten and issued by The Guardian Life Insurance Company of America, New York, NY. Products are not available in all states. Policy limitations and exclusions apply. Optional riders and/or features may incur additional costs. Plan documents are the final arbiter of coverage. Policy form # GP-1-DG2000, et al, GP-1-GVSN-17. GUARDIAN® is a registered trademark of The Guardian Life Insurance Company of America®



## Register on Guardian Anytime today

Take advantage of self-service to access and manage your Guardian coverage

In response to the coronavirus, Guardian is working to minimize service disruption that could include longer wait times and delays. In addition, the explanation of benefits (EOB) on dental claims will now be delivered electronically using Guardian Anytime.

Now more than ever, our self-service options will save you time and keep you informed. We urge you to register on Guardian Anytime today.

### Registering is easy

View this [how-to video](#) or follow these simple instructions.

- 1 Go to our [self-registration page](#) (guardianlife.com/login) and choose **Member** as your User Role.
  - Note, if you are registering as a dependent, you'll need the Member's Group ID Number(s) and Social Security Number.
- 2 Fill in your member information and Group ID Number(s) provided in this flyer. **If you don't see a Group ID Number, contact your HR Department or Plan Administrator (you'll need it to register).**
- 3 Create a username and password, click **Submit**, and you're done.

Already registered? [Log in](#) to your account anytime.

### Services available to you on Guardian Anytime

- Submit claims and track status (except for Life products) including receiving email alerts when dental claims are paid
- View EOB for all of your dental services
- View your summary of benefits
- Find dental cost estimates and educational information
- Check status of evidence of insurability
- Print dental ID card and access forms and materials related to your coverage

#### Your Guardian Group ID Number(s):

If more than one number is listed, enter all numbers when you register.

**00026645**



## It's Easy to Find a Network Dental Provider

Guardian is committed to ensuring that our members have the right tools and resources to get the most from their benefits. This starts with making it easy to find a network provider. Remember, using a network dentist is the best way to save on important care.

### Guardian Anytime

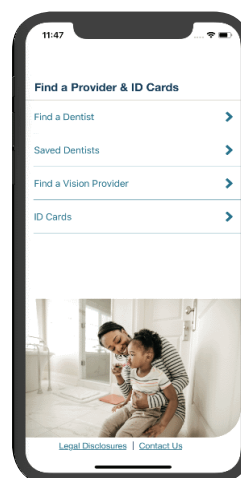
- Select 'Search Providers' then 'Find a Dentist'
- Enter your location and dental plan
- Sort by name, distance and specialty

The screenshot shows the Guardian Anytime website. At the top, there's a navigation bar with the Guardian logo, 'En español', 'Contact Us', and 'Login / Register'. The main heading is 'Find a Dentist or Vision Provider' with a 'Search Providers' button. Below this, there's a search form with the following fields:

- Plan Type:** Radio buttons for 'PPO', 'Managed Dental Care (HMO/Preferred)', and 'Use my current location'.
- Zip or City and State:** A text input field with the example 'e.g., 94203 or Sacramento, CA'.
- Miles:** A dropdown menu with '10' selected.
- Dentist Last Name (Optional):** A text input field with the example 'e.g., Smith'.
- Office Name (Optional):** A text input field with the example 'e.g., Smile General Dentistry'.
- Search:** A green button to submit the search.

### Find a provider and ID card mobile app

- Search by name or location
- View in map and get directions
- View, print or email ID cards for use when scheduling an appointment or visiting the provider



## Online or on the go — Guardian makes it easy to find a provider

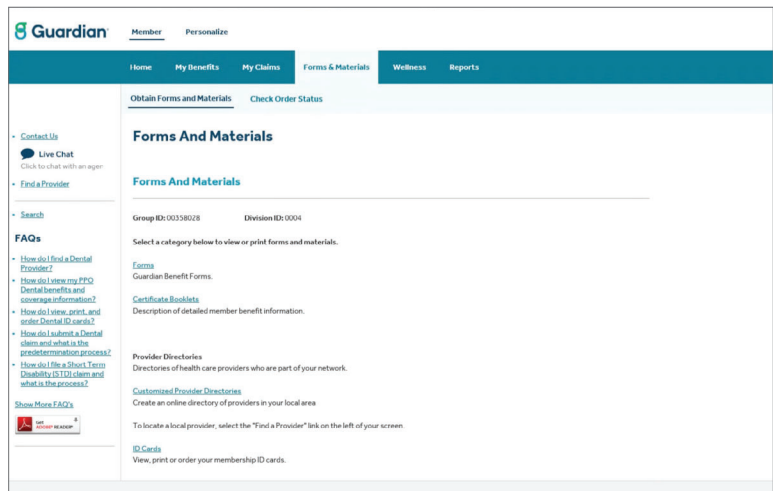
The Guardian Life Insurance Company of America  
New York, NY  
[guardiananytime.com](http://guardiananytime.com)

The Guardian Life Insurance Company of America®(Guardian). DentalGuard Insurance is underwritten and issued by The Guardian Life Insurance Company of America, New York, NY. Products are not available in all states. Policy limitations and exclusions apply. Optional riders and/or features may incur additional costs. Plan documents are the final arbiter of coverage. This policy provides DENTAL insurance only. Policy Form #GP-1-DG2000, et al.

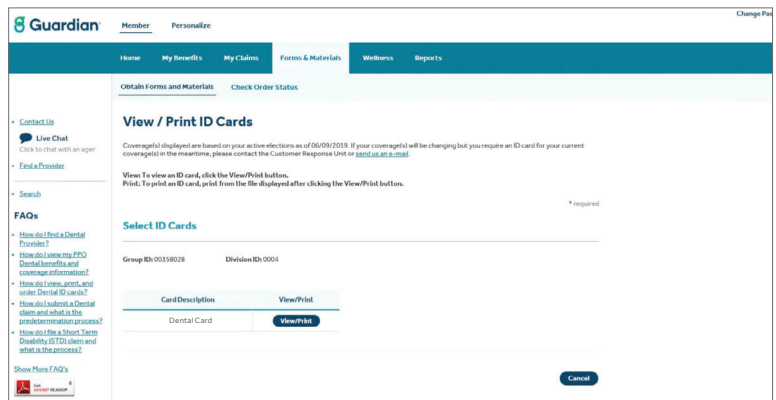


It's quick and easy to view and print your Guardian ID card!  
Simply register for **Guardian Anytime** and follow these instructions!

- 1** Log-in and click on the ID card link on your home page, or choose "Forms and Materials."



- 2** Select View/Print next to the card you want to access.



- 3** Choose Open and you can then save or print your ID card.

